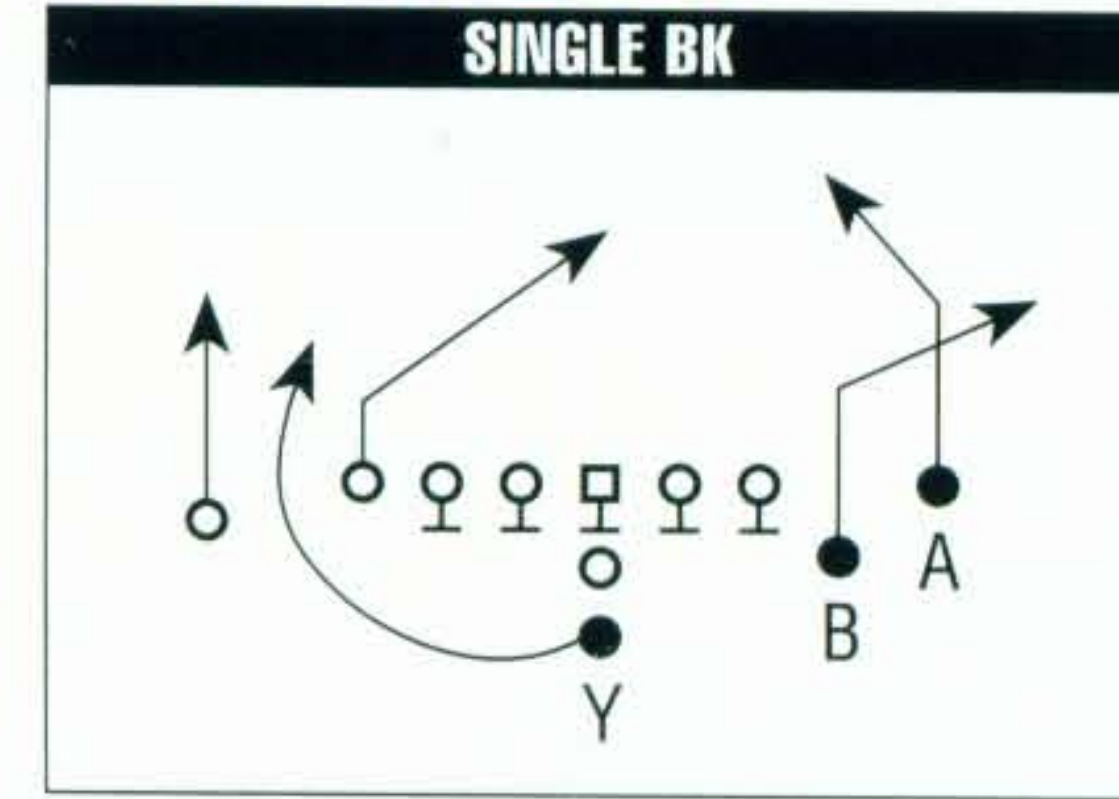




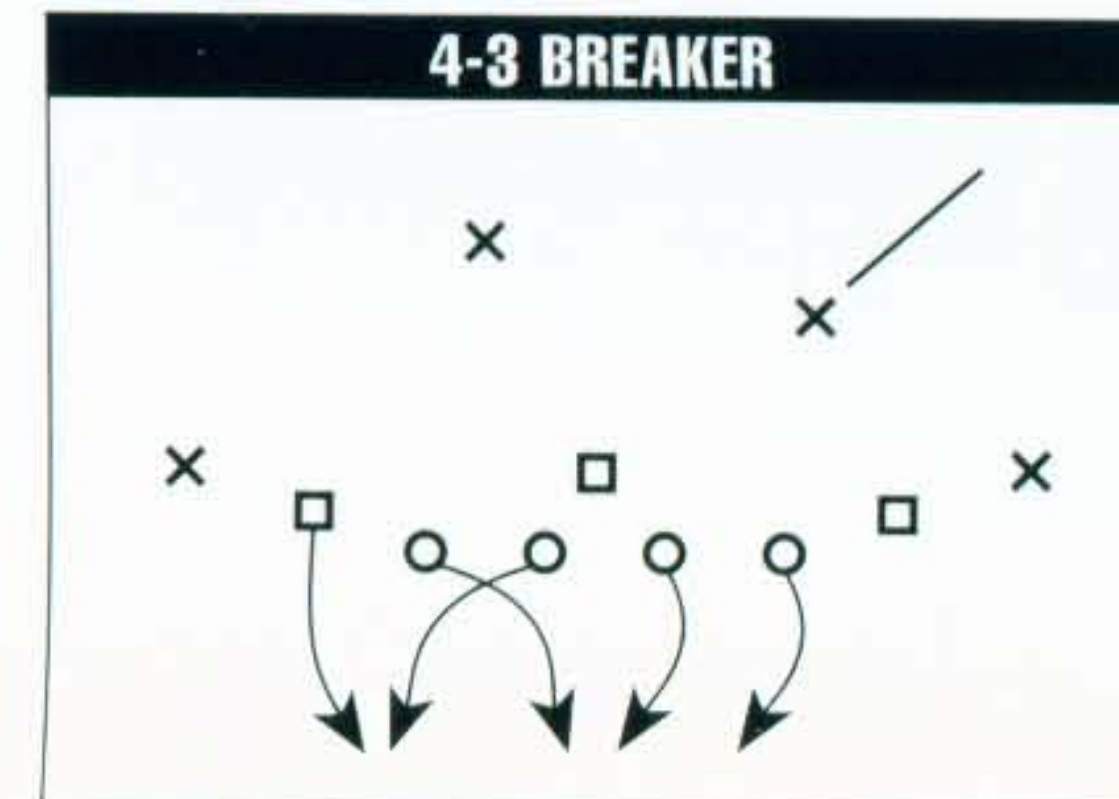
MINNESOTA VIKINGS

The Vikings have a new leader who is on a mission to take them to the Super Bowl.

KEY OFFENSIVE PLAY



KEY DEFENSIVE PLAY



NFC CENTRAL PLAYER RATINGS

QUARTERBACKS					
POS.	NO.	SPEED	SCRAMBLING	PASS ACCURACY	PASS RANGE
QB1	1	7	4	13	13
QB2	11	7	6	7	10
QB3	13	5	4	5	10
RUNNING BACKS					
POS.	NO.	SPEED	ABILITY	BREAK TACKLES	HANDS
HB1	31	10	11	5	10
HB2	21	11	4	3	6
HB3	26	12	6	2	3
FB	30	8	6	4	3
FB2	40	7	8	4	2
RECEIVERS					
POS.	NO.	SPEED	ABILITY	BREAK TACKLES	HANDS
WR1	80	12	14	2	10
WR2	82	13	14	2	3
WR3	86	12	7	1	7
WR4	84	13	8	1	4
WR5	83	13	8	1	1
WR6	22	12	11	2	4
TE1	87	8	10	8	7
TE2	43	6	9	4	5
TE3	46	6	9	3	2
OFFENSIVE LINE					
POS.	NO.	WEIGHT	PASS BLOCKING	RUN BLOCKING	
LT	75	305	15	13	
LG	65	298	12	10	
C	62	288	12	10	
RG	61	290	10	8	
RT	76	331	7	7	
T2	74	296	8	9	
G2	72	293	8	9	
C2	63	285	7	7	

DEFENSIVE LINE								
POS.	NO.	SPEED	TACKLING	ABILITY	PURSUIT			
LE	92	8	9	11	13			
DE1	93	7	10	9	11			
DE2	95	6	7	7	8			
DE3	94	6	7	8	5			
DT2	90	8	6	10	8			
DT3	98	6	6	9	6			
LINEBACKERS								
POS.	NO.	SPEED	TACKLING	ABILITY	AWARENESS			
L0LB	51	10	10	10	11			
L1LB	50	9	9	12	6			
L2LB	55	8	13	10	13			
R0LB	54	10	11	9	11			
L1B3	52	7	7	8	7			
L2B3	91	6	5	9	4			
OLB3	58	6	5	9	5			
DEFENSIVE BACKS								
POS.	NO.	SPEED	TACKLING	PASS COVERAGE	INTERCEPTIONS			
LCB1	27	12	11	9	7			
LCB2	35	12	9	8	5			
RCB1	20	13	8	8	8			
RCB2	47	13	6	6	3			
FB	25	13	12	13	10			
SS	38	12	13	10	6			
FS2	42	11	7	11	7			
SS2	37	11	11	9	7			
SPECIAL TEAMS								
POS.	NO.	DISTANCE	ACCURACY	POS.	NO.	SPEED	ABILITY	HANDS
K	3	12	9	KR	30	13	10	6
P	4	6	8	KR2	86	13	12	5
				PR	84	12	11	5

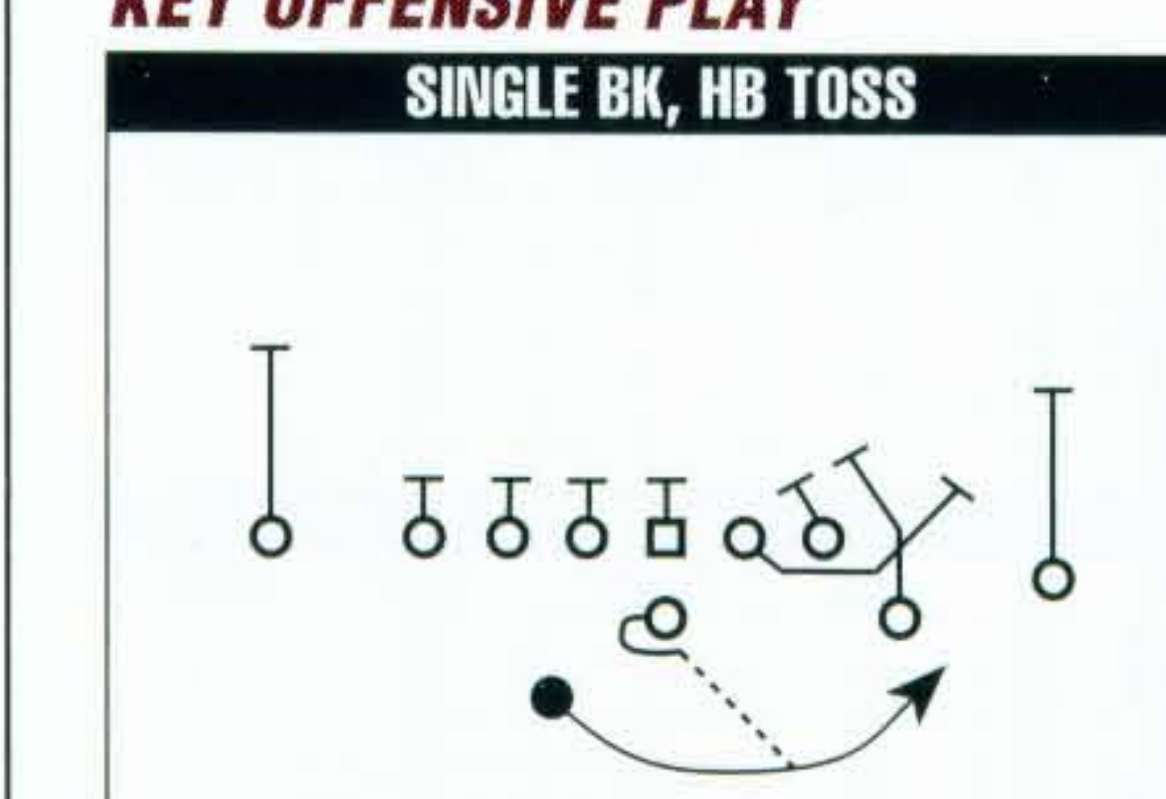
MADDEN NFL 95



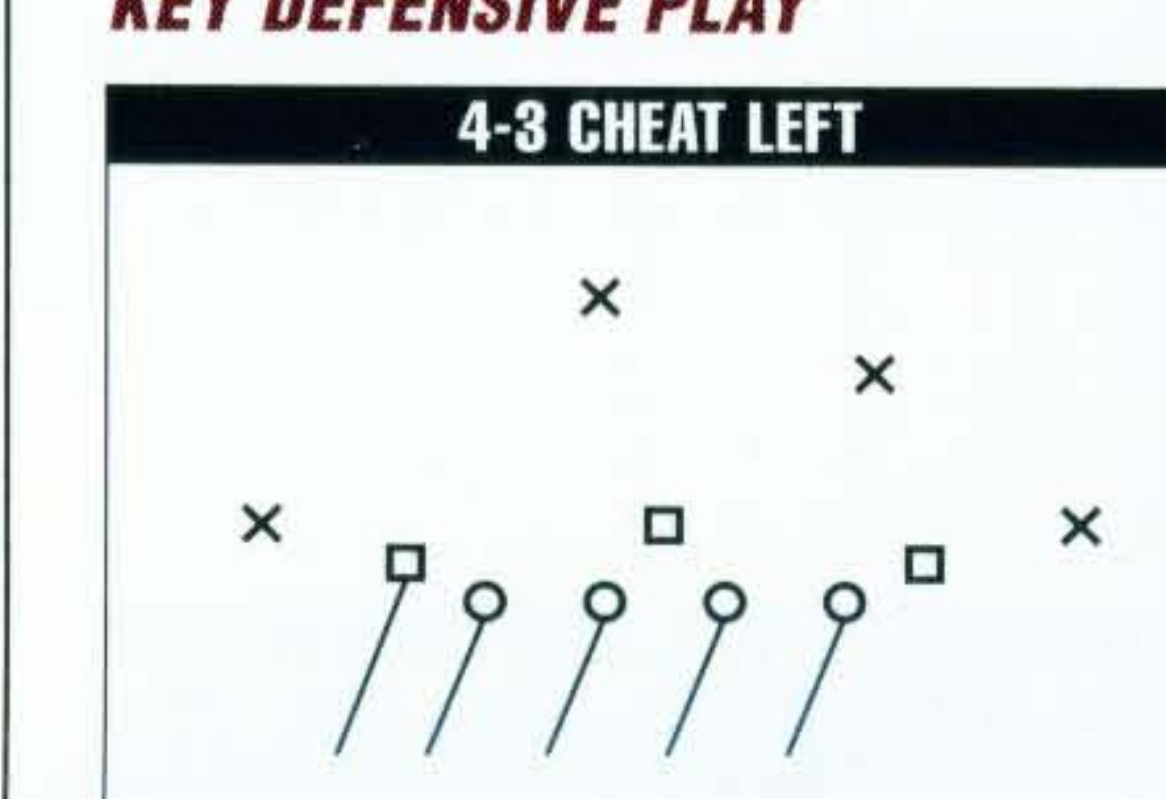
WASHINGTON REDSKINS

The many new faces are learning to work together in Washington.

KEY OFFENSIVE PLAY



KEY DEFENSIVE PLAY



NFC EAST PLAYER RATINGS

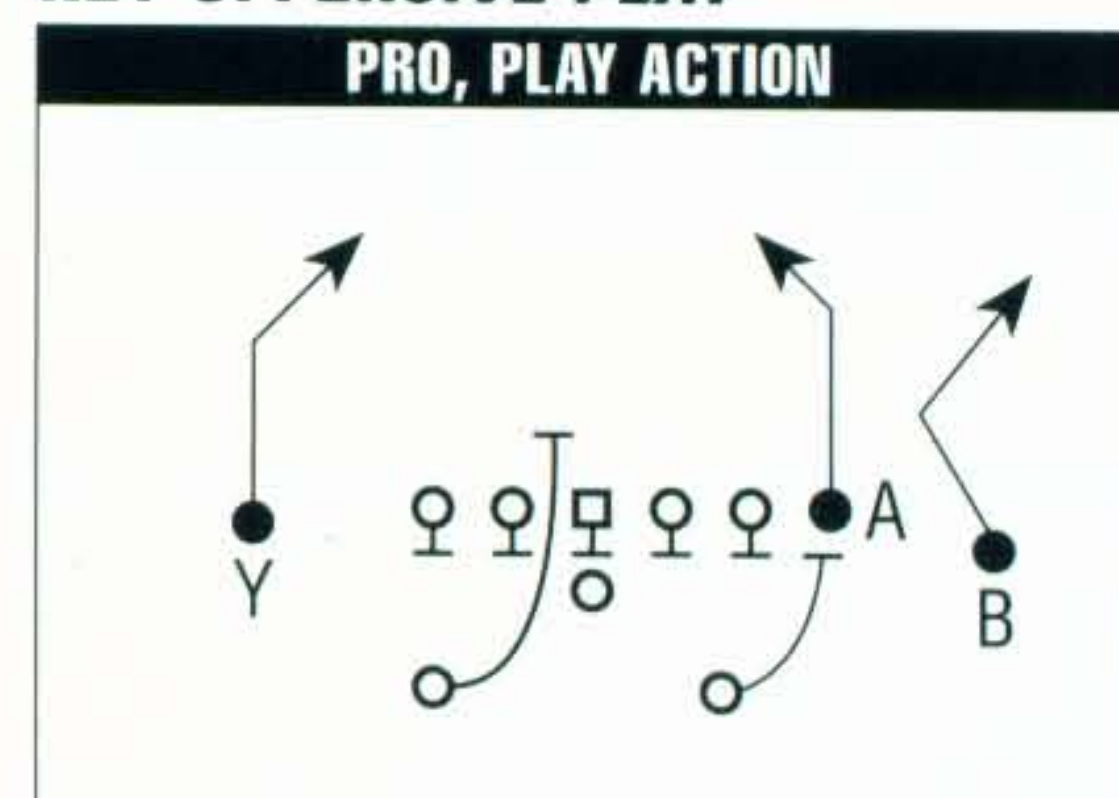
QUARTERBACKS								
POS.	NO.	SPEED	SCRAMBLING	PASS ACCURACY	PASS RANGE			
QB1	5	5	7	8	8			
QB2	19	3	3	10	4			
QB3	4	5	4	3	4			
RUNNING BACKS								
POS.	NO.	SPEED	ABILITY	BREAK TACKLES	HANDS			
HB1	40	12	13	5	7			
HB2	32	12	10	3	4			
HB3	30	11	10	1	6			
FB	22	6	7	5	1			
FB2	37	6	6	4	1			
RECEIVERS								
POS.	NO.	SPEED	ABILITY	BREAK TACKLES	HANDS			
WR1	80	13	11	2	3			
WR2	85	12	11	1	8			
WR3	83	13	10	1	4			
WR4	12	13	13	1	7			
WR5	31	12	12	1	2			
WR6	86	12	8	1	2			
TE1	89	7	9	1	7			
TE2	88	6	6	1	7			
TE3	48	6	7	1	1			
DEFENSIVE BACKS								
POS.	NO.	SPEED	TACKLING	PASS COVERAGE	INTERCEPTIONS			
LCB1	25	13	8	3	7			
LCB2	37	12	6	2	2			
RCB1	26	14	13	13	6			
RCB2	41	12	5	3	3			
FB	27	11	13	10	4			
SS	29	12	13	10	6			
FS2	24	11	4	4	1			
SS2	23	11	3	3	1			
SPECIAL TEAMS								
POS.	NO.	DISTANCE	ACCURACY	POS.	NO.	SPEED	ABILITY	HANDS
K	4	9	11	KR	30	11	10	6
P	1	8	13	KR2	80	13	11	3
				PR	30	11	10	6



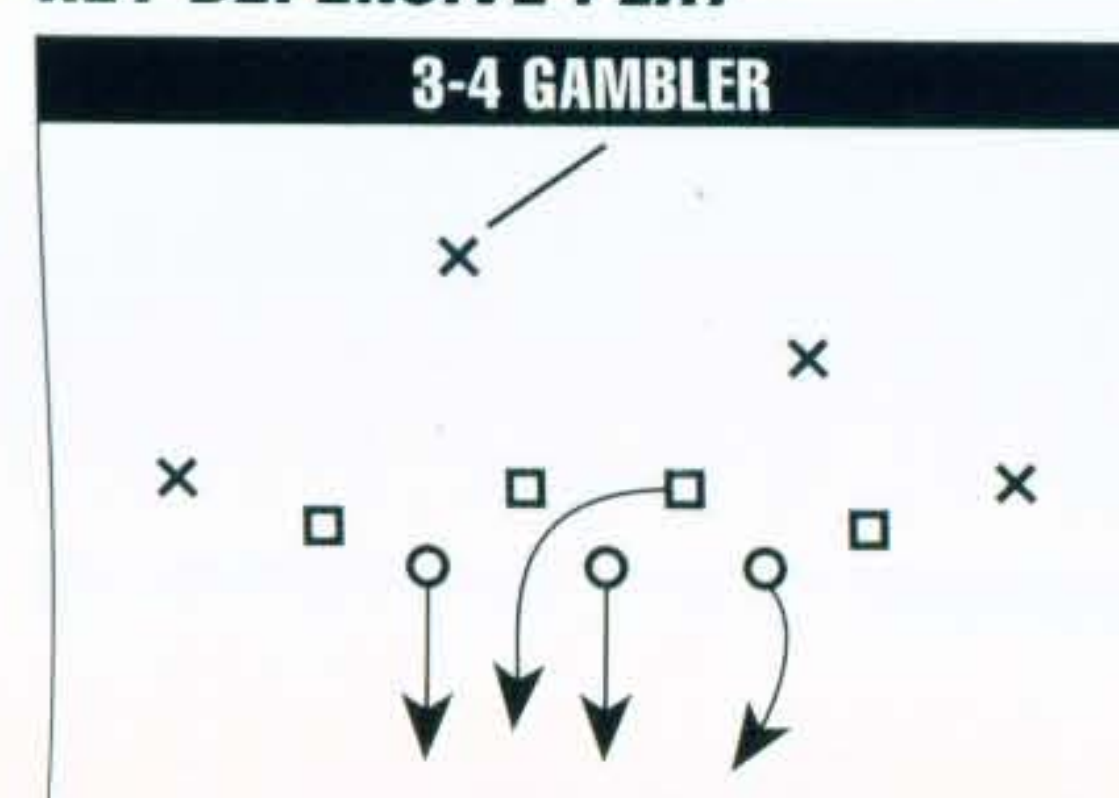
NEW ORLEANS SAINTS

The Saints have installed a new offense and defense to showcase their off-season acquisitions.

KEY OFFENSIVE PLAY



KEY DEFENSIVE PLAY



NFC WEST PLAYER RATINGS

QUARTERBACKS					
POS.	NO.	SPEED	SCRAMBLING	PASS ACCURACY	PASS RANGE
QB1	17	5	4	6	11
QB2	18	4	3	10	9
QB3	13	5	4	4	13
RUNNING BACKS					
POS.	NO.	SPEED	ABILITY	BREAK TACKLES	HANDS
HB1	24	12	10	2	3
HB2	32	12	6	4	4
HB3	28	13	8	3	5
FB	22	8	6	3	4
FB2	23	9	8	5	5
RECEIVERS					
POS.	NO.	SPEED	ABILITY	BREAK TACKLES	HANDS
WR1	81	14	11	3	11
WR2	80	12	13	2	8
WR3	89	12	13	2	8
WR4	85	13	10	2	4
WR5	84	12	13	3	6
WR6	86	13	11	3	9
TE1	82	7	7	6	3
TE2	87	6	5	3	1
TE3	85	6	5	3	2
OFFENSIVE LINE					
POS.	NO.	WEIGHT	PASS BLOCKING	RUN BLOCKING	
LT	77	300	13	12	
LG	66	300	11	10	
C	65	294	12	11	
RG	70	295	11	8	
RT	71	290	10	9	
T2	78	296	8	10	
G2	79	315	6	5	
C2	76	305	6	5	

DEFENSIVE LINE								
POS.	NO.	SPEED	TACKLING	ABILITY	PURSUIT			
LE	93	7	8	9	6			
DE1	95	6	6	6	5			
DE2	94	6	9	7	8			
DE3	96	6	10	7	10			
DT2	94	8	9	6	5			
DT3	96	6	8	8	5			
LINEBACKERS								
POS.	NO.	SPEED	TACKLING	ABILITY	AWARENESS			
L0LB	99	9	10	6	5			
L1LB	90	7	12	10	6			
L2LB	90	7	12	10	6			
L3LB	51	8	13	6	12			
R0LB	97	11	14	10	14			
L1B3	52	9	10	5	9			
L2B3	56	8	8	9	5			
OLB3	55	8	8	7	4			
DEFENSIVE BACKS								
POS.	NO.	SPEED	TACKLING	PASS COVERAGE	INTERCEPTIONS			
LCB1	37	13	12	13	13			
LCB2	33	12	9	10	4			
RCB1	27	13	10	9	7			
RCB2	43	13	10	9	7			
FB	26	13	12	13	10			
SS	46	12	8	7	6			
FS2	44	10	11	9	9			
SS2	20	12	10	5	9			
SPECIAL TEAMS								
POS.	NO.	DISTANCE	ACCURACY	POS.	NO.	SPEED	ABILITY	HANDS
K	7	12	13	KR	33	13	12	5
P	6	12	13	KR2	86	13	12	5
				PR	33	13	12	5

TEAM PROFILES

Weight ratings in software correspond to actual weights in poster.

EA SPORTS ELECTRONIC ARTS

NATIONAL FOOTBALL CONFERENCE

LICENSED BY Nintendo

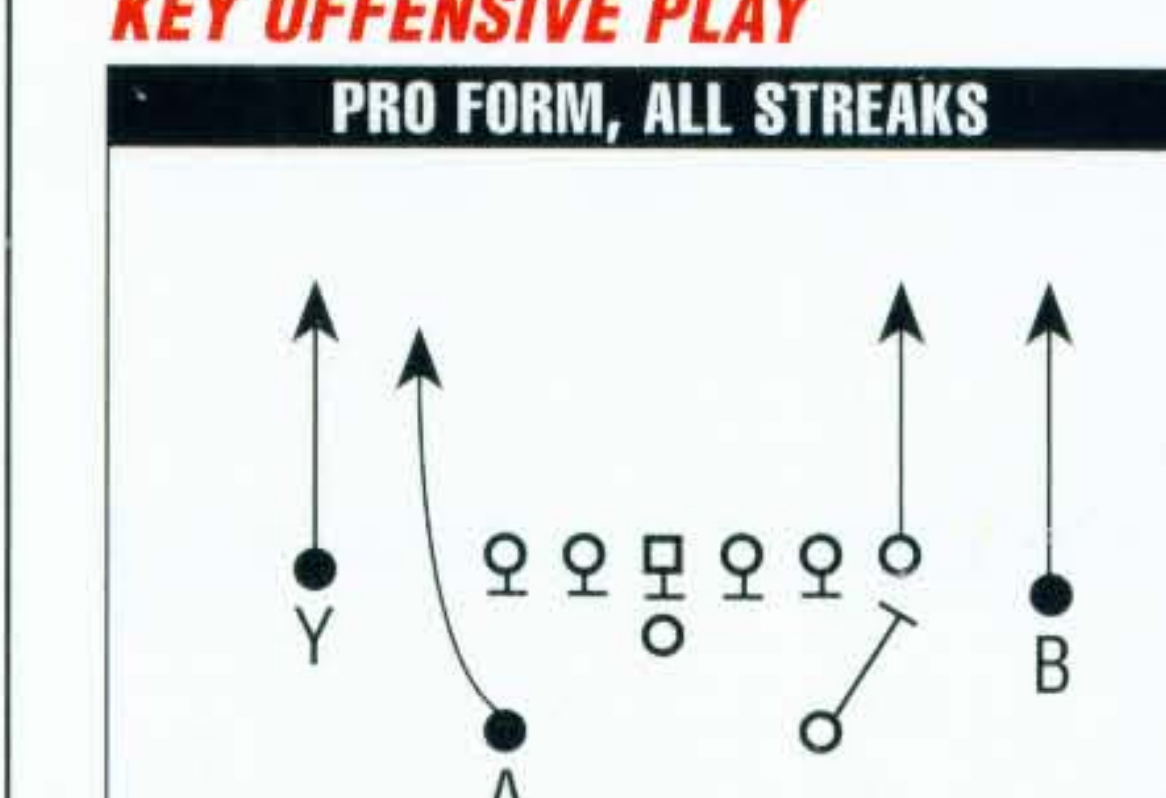
Nintendo, Super Nintendo Entertainment System, and the Official Seals are registered trademarks of Nintendo of America Inc. ©1991 Nintendo of America Inc. Team names, logos and helmet designs are registered trademarks of the NFL and its Member Clubs. Super Bowl is a registered trademark of, and the NFL shield logo and Team NFL logo are trademarks of the NFL. EA SPORTS and the EA SPORTS logo are trademarks of Electronic Arts. ©1994 Electronic Arts.




TAMPA BAY BUCCANEERS

The Bucs look to their middle linebacker to set the tone on defense.

KEY OFFENSIVE PLAY



KEY DEFENSIVE PLAY



NFC CENTRAL PLAYER RATINGS

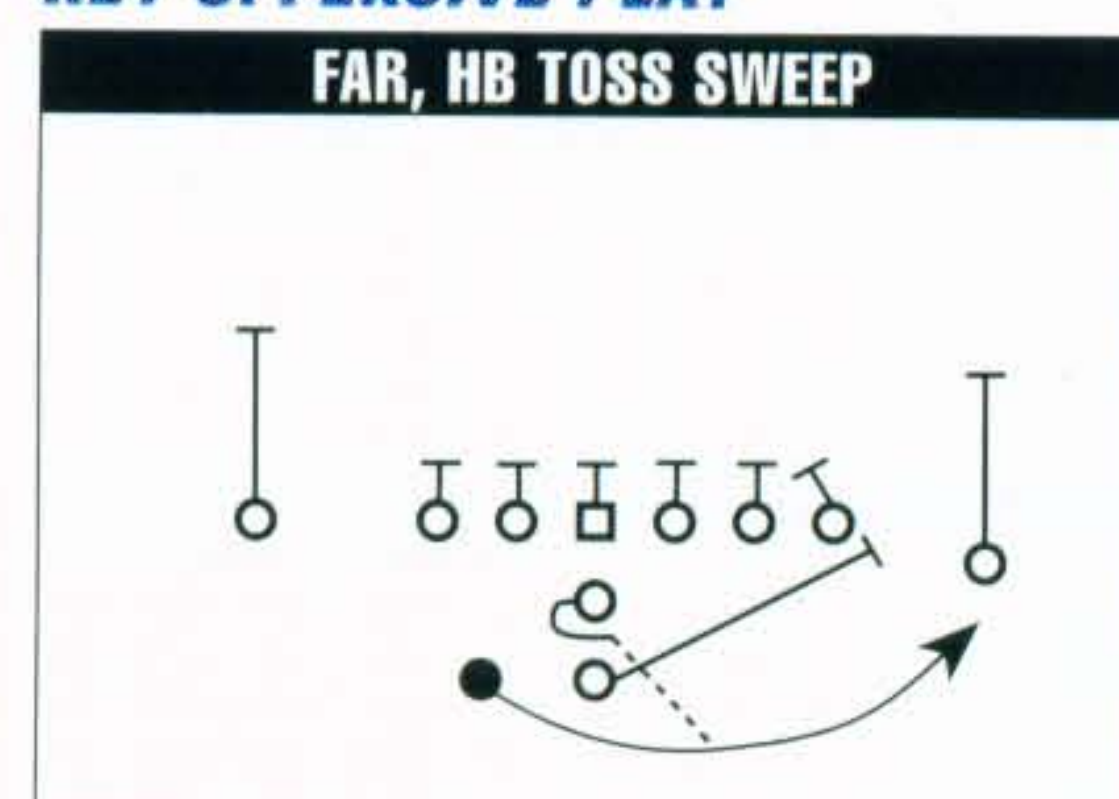
QUARTERBACKS								
POS.	NO.	SPEED	SCRAMBLING	PASS ACCURACY	PASS RANGE			
QB1	4	4	4	8	12			
QB2	12	3	3	9	14			
QB3	11	5	4	4	6			
RUNNING BACKS								
POS.	NO.	SPEED	ABILITY	BREAK TACKLES	HANDS			
HB1	46	10	11	3	9			
HB2	32	10	12	5	7			
HB3	31	8	11	3	3			
FB	33	8	6	7	3			
FB2	43	7	8	5	3			
RECEIVERS								
POS.	NO.	SPEED	ABILITY	BREAK TACKLES	HANDS			
WR1	85	13	14	2	10			
WR2	80	13	11	2	8			
WR3	88	14	15	2	9			
WR4	87	13	15	2	6			
WR5	82	12	15	3	3			
WR6	84	13	15	2	4			
TE1	86	7	7	7	5			
TE2	83	7	4	4	1			
TE3	89	8	7	5	1			
DEFENSIVE BACKS								
POS.	NO.	SPEED	TACKLING	PASS COVERAGE	INTERCEPTIONS			
LCB1	45	14	10	7	3			
LCB2	26	15	9	5	2			
RCB1	35	12	11	10	7			
RCB2	24	13	8	5	3			
FB	22	13	13	14	12			
SS	29	12	7	12	4			
FS2	47	11	15	10	3			
SS2	27	11	14	10	3			
SPECIAL TEAMS								
POS.	NO.	DISTANCE	ACCURACY	POS.	NO.	SPEED	ABILITY	HANDS
K	5	10	7	KR	84	13	15	4
P	4	8	11	KR2	85	13	14	10
				PR	84	13	15	4



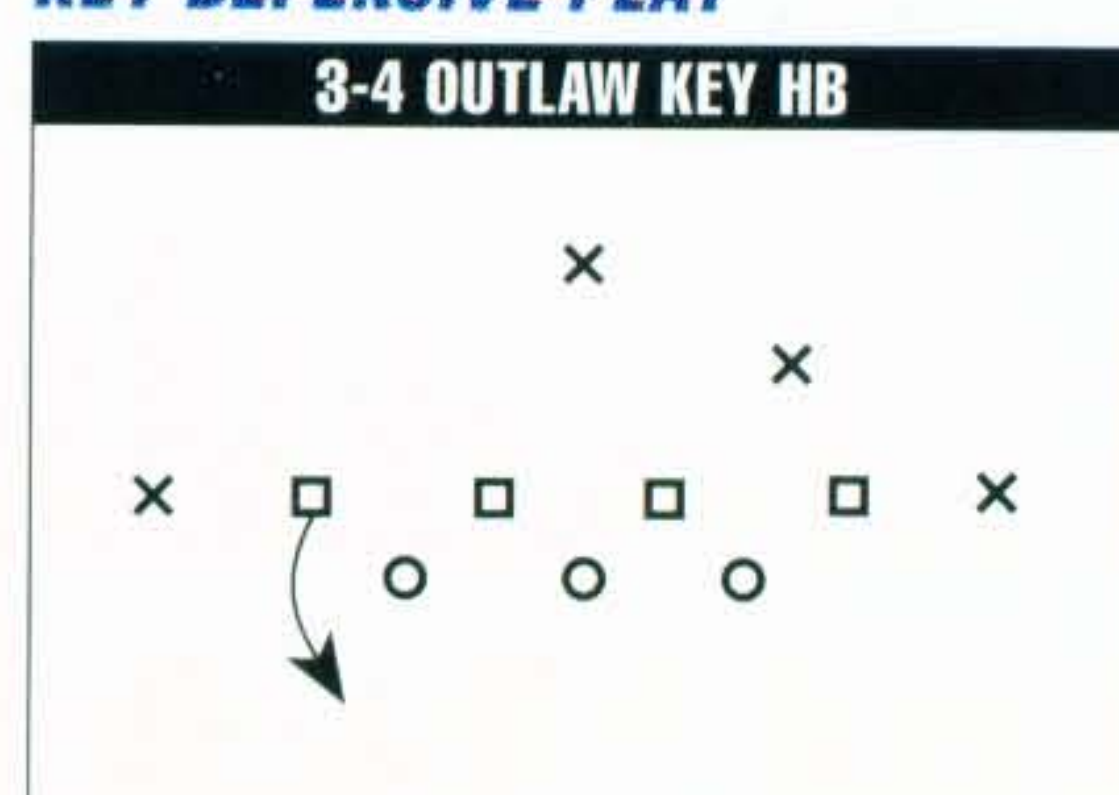
NEW YORK GIANTS

The Giants will need a big game out of their defense to win.

KEY OFFENSIVE PLAY



KEY DEFENSIVE PLAY



NFC EAST PLAYER RATINGS

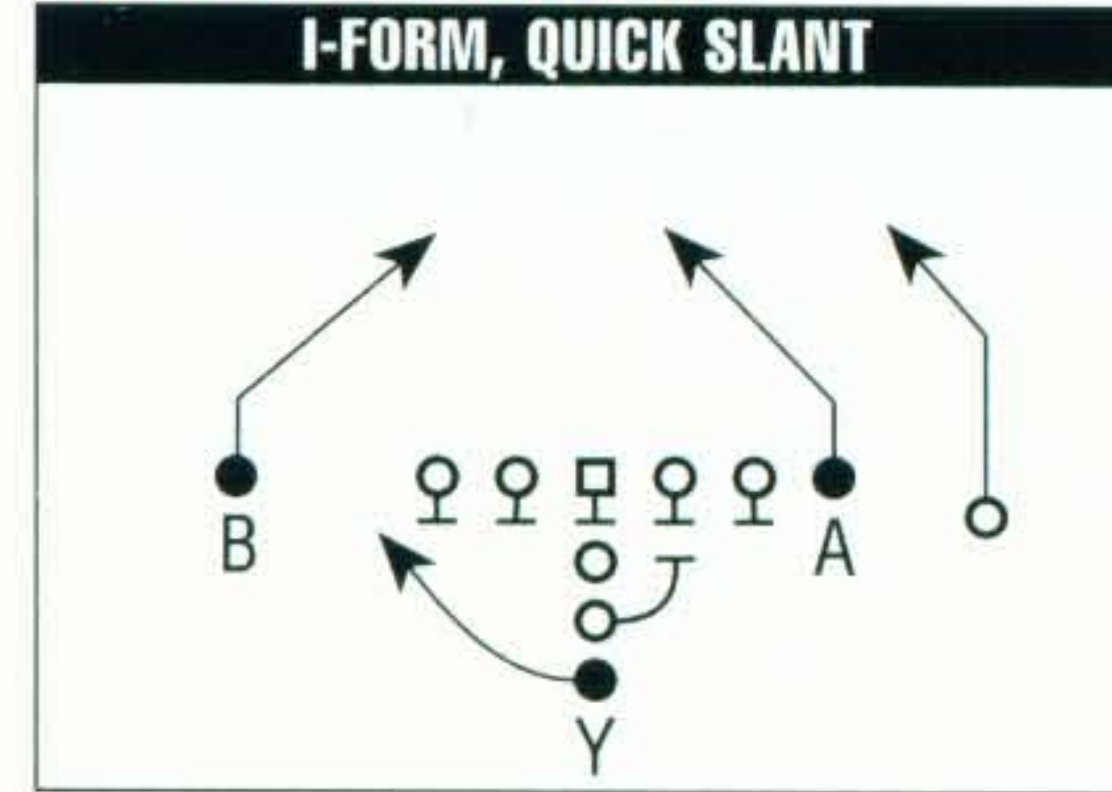
QUARTERBACKS					
POS.	NO.	SPEED	SCRAMBLING	PASS ACCURACY	PASS RANGE
QB1	10	4	4	7	7
QB2	17	3	3	5	8
QB3	13	5	4	2	6
RUNNING BACKS					
POS.	NO.	SPEED	ABILITY	BREAK TACKLES	HANDS
HB1	27	11	11	11	10
HB2	30	13	11	2	3
HB3	34	12	8	4	3
FB	32	8	7	4	3
FB2	44	6	8	3	2
RECEIVERS					
POS.	NO.	SPEED	ABILITY	BREAK TACKLES	HANDS
WR1	86	12	12	7	7
WR2	83	13	10	1	4
WR3	18	12	13	2	6
WR4	80	11	13	2	10
WR5	89	11	7	1	4
WR6	85	13	11	1	1
TE1	87	7	9	5	4
TE2	86	6	8	4	3
TE3	46	6	4	3	2
OFFENSIVE LINE					
POS.	NO.	WEIGHT	PASS BLOCKING	RUN BLOCK	



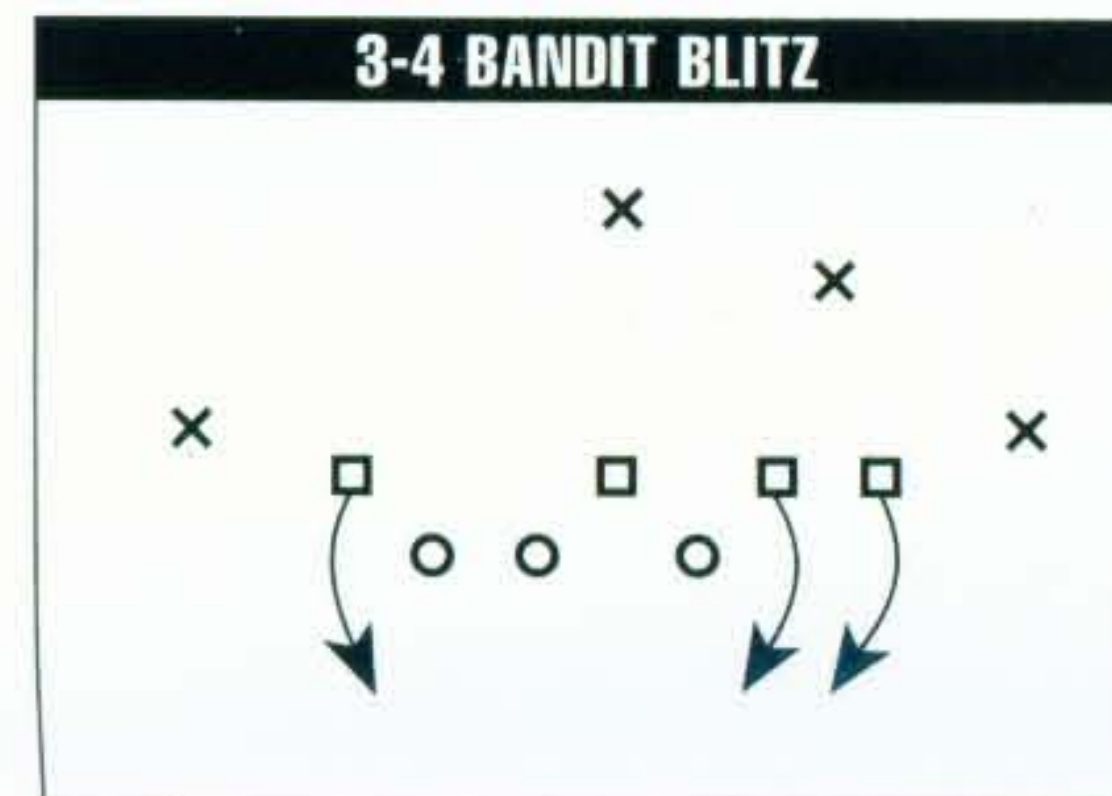
ARIZONA CARDINALS

The Cardinals' new coach brings with him his 46 defense and many of his favorite players. With their talent, Arizona is tough against the run.

KEY OFFENSIVE PLAY



KEY DEFENSIVE PLAY



NFC EAST PLAYER RATINGS

QUARTERBACKS								
POS.	NO.	SPEED	SCRAMBLING	PASS ACCURACY	PASS RANGE			
QB1	7	6	7	8	9			
QB2	9	5	4	10	5			
QB3	2	5	5	4	6			
RUNNING BACKS								
POS.	NO.	SPEED	AGILITY	BREAK TACKLES	HANDS			
RB1	23	12	10	4	5			
RB2	30	11	11	3	7			
RB3	4	11	12	4	3			
FB	37	10	8	7	6			
FB2	32	9	8	6	5			
RECEIVERS								
POS.	NO.	SPEED	AGILITY	BREAK TACKLES	HANDS			
WR1	84	11	10	3	8			
WR2	87	9	12	4	11			
WR3	81	14	13	2	9			
WR4	83	10	10	3	3			
WR5	47	10	11	1	2			
WR6	86	10	11	6	3			
TE1	85	7	8	6	6			
TE2	89	8	5	7	3			
TE3	80	8	5	5	7			
DEFENSIVE LINE								
POS.	NO.	WEIGHT	PASS BLOCKING	RUN BLOCKING				
LT	67	280	13	10				
LG	65	325	4	8				
C	79	285	11	11				
RG	62	305	5	9				
RT	64	300	13	8				
T2	68	286	5	7				
B2	70	308	7	9				
B3	71	290	6	7				
SPECIAL TEAMS								
POS.	NO.	DISTANCE	ACCURACY	POS.	NO.	SPEED	AGILITY	HANDS
K	5	5	9	KR	25	10	8	6
P	10	9	6	PKR	4	11	12	3

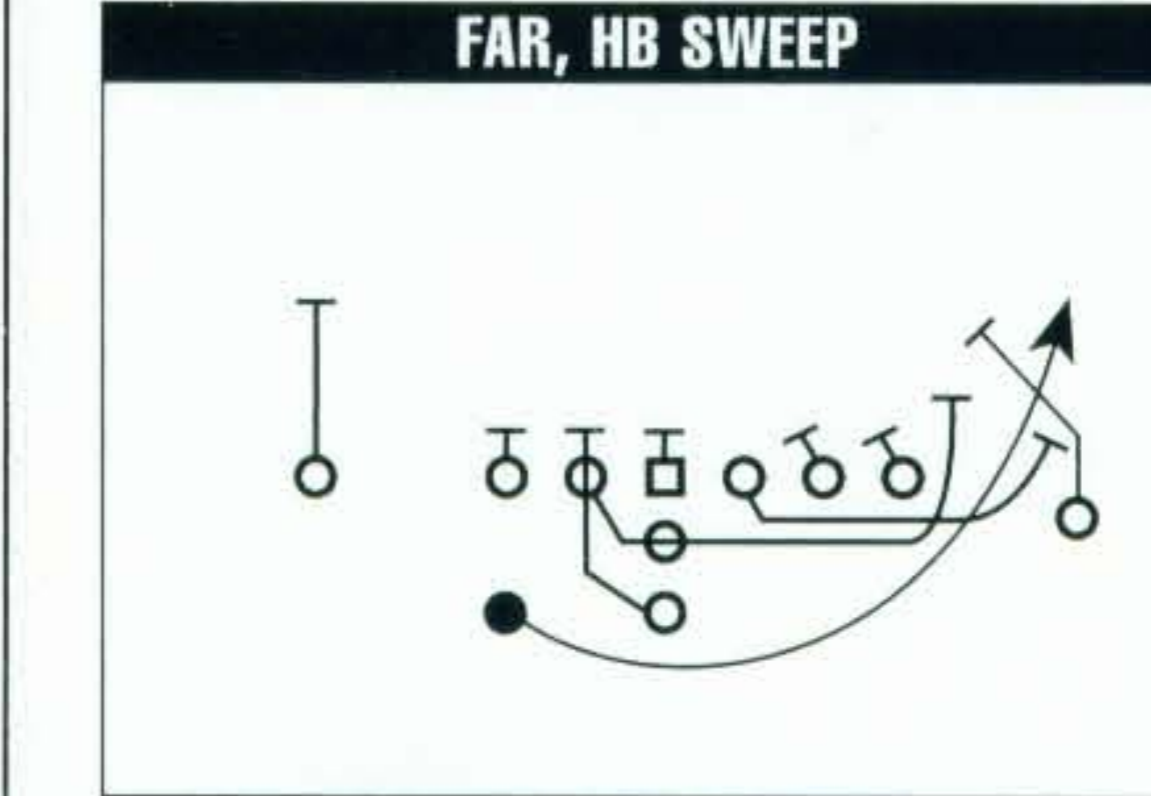
DEFENSIVE LINE								
POS.	NO.	SPEED	TACKLING	AGILITY	PURSUIT			
LE	78	5	9	7	8			
DE1	72	6	10	7	9			
DE2	98	8	11	6	12			
RE	96	9	14	12	14			
DE2	92	7	6	9	4			
DT2	75	6	8	8	3			
LINEBACKERS								
POS.	NO.	SPEED	TACKLING	AGILITY	AWARENESS			
LNLB	59	11	14	10	15			
ILB2	83	7	7	8	5			
ILB	58	7	11	10	10			
ROLB	95	11	13	12	7			
ILB3	82	7	7	7	4			
OLB2	8	8	6	4	4			
OLB3	57	6	7	8	7			
DEFENSIVE BACKS								
POS.	NO.	SPEED	TACKLING	PASS COVERAGE	INTERCEPTIONS			
LCB1	32	12	11	11	7			
LCB2	28	11	13	7	4			
RCB1	21	13	8	4	5			
RCB2	41	11	8	10	4			
FS	26	11	10	9	7			
SS	29	10	12	11	4			
FS2	46	10	13	8	1			
SS2	31	11	9	7	6			
SPECIAL TEAMS								
POS.	NO.	DISTANCE	ACCURACY	POS.	NO.	SPEED	AGILITY	HANDS
K	5	5	9	KR	25	10	8	6
P	10	9	6	PKR	4	11	12	3



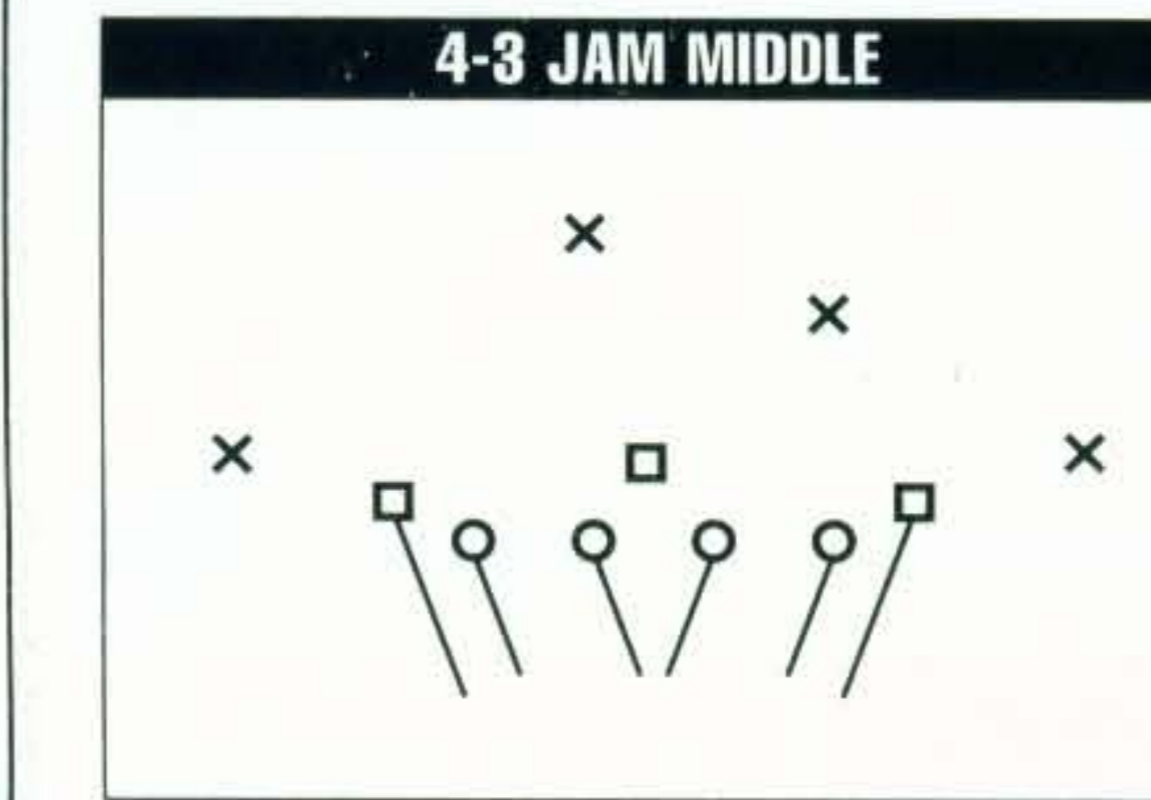
LOS ANGELES RAMS

The Rams have a bruising ground game.

KEY OFFENSIVE PLAY



KEY DEFENSIVE PLAY



NFC WEST PLAYER RATINGS

QUARTERBACKS								
POS.	NO.	SPEED	SCRAMBLING	PASS ACCURACY	PASS RANGE			
QB1	13	5	4	12	12			
QB2	12	5	2	10	9			
QB3	17	7	6	8	3			
RUNNING BACKS								
POS.	NO.	SPEED	AGILITY	BREAK TACKLES	HANDS			
RB1	36	11	14	11	6			
RB2	33	11	9	6	4			
RB3	43	11	11	2	4			
FB	34	7	10	8	5			
FB2	38	12	6	3	2			
RECEIVERS								
POS.	NO.	SPEED	AGILITY	BREAK TACKLES	HANDS			
WR1	80	12	11	2	3			
WR2	83	12	10	2	5			
WR3	88	8	10	2	2			
WR4	83	11	11	2	3			
WR5	89	11	10	3	2			
WR6	2	12	11	2	2			
TE1	84	7	9	5	4			
TE2	82	6	6	2	1			
TE3	48	5	8	2	1			
DEFENSIVE LINE								
POS.	NO.	WEIGHT	PASS BLOCKING	RUN BLOCKING				
LT	70	289	6	11				
LG	66	295	7	7				
C	61	300	6	6				
RG	79	292	11	8				
RT	68	310	10	9				
T2	78	285	13	8				
B2	71	312	3	6				
B3	51	275	3	6				
SPECIAL TEAMS								
POS.	NO.	DISTANCE	ACCURACY	POS.	NO.	SPEED	AGILITY	HANDS
K	10	7	8	KR	87	11	11	2
P	5	10	10	PKR	2	12	11	1

DEFENSIVE LINE								
POS.	NO.	SPEED	TACKLING	AGILITY	PURSUIT			
LE	76	7	7	5	10			
DE1	58	8	10	9	5			
DE2	90	10	12	11	13			
RE	96	10	13	12	13			
DE2	95	7	9	6	3			
DT2	87	6	7	8	7			
LINEBACKERS								
POS.	NO.	SPEED	TACKLING	AGILITY	AWARENESS			
LNLB	59	10	10	10	7			
ILB	56	7	11	4	12			
ROLB	68	10	11	11	8			
ILB2	53	9	6	8	5			
ILB3	50	8	7	8	7			
OLB2	57	8	5	9	3			
OLB3	54	7	8	10	4			
DEFENSIVE BACKS								
POS.	NO.	SPEED	TACKLING	PASS COVERAGE	INTERCEPTIONS			
LCB1	41	14	11	7	2			
LCB2	27	13	10	10	3			
RCB1	51	13	10	10	5			
RCB2	28	12	5	10	1			
FS	26	13	11	6	5			
SS	32	12	12	5	4			
FS2	21	11	11	8	1			
SS2	22	11	5	9	5			
SPECIAL TEAMS								
POS.	NO.	DISTANCE	ACCURACY	POS.	NO.	SPEED	AGILITY	HANDS
K	10	7	8	KR	87	11	11	2
P	5	10	10	PKR	2	12	11	1

MADDEN NFL 95

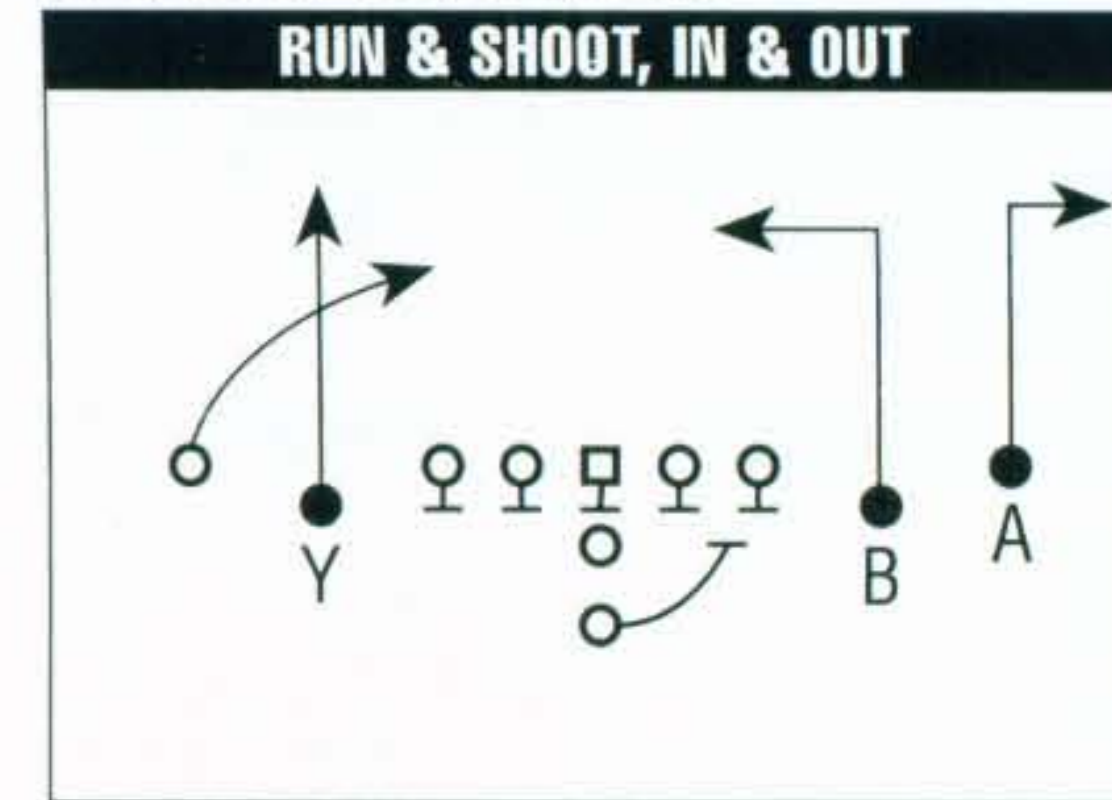
TEAM PROFILES



ATLANTA FALCONS

The Falcons have a new quarterback at the helm of the Red Gun. Unfortunately, they lost most of their receiving corp in the off-season.

KEY OFFENSIVE PLAY



KEY DEFENSIVE PLAY



NFC WEST PLAYER RATINGS

QUARTERBACKS								
POS.	NO.	SPEED	SCRAMBLING	PASS ACCURACY	PASS RANGE			
QB1	1	5	6	12	11			
QB2	2	4	4	10	11			
QB3	7	3	6	7	5			
RUNNING BACKS								
POS.	NO.	SPEED	AGILITY	BREAK TACKLES	HANDS			
RB1	33	10	5	5	3			
RB2	40	8	10	2	3			
RB3	28	11	10	2	1			
FB	34	7	9	4	5			
FB2	38	8	10	1	9			
RECEIVERS								
POS.	NO.	SPEED	AGILITY	BREAK TACKLES	HANDS			
WR1	80	12	13	3	15			
WR2	6	14	12	4	5			
WR3	81	11	14	2	4			
WR4	87	14	10	2	4			
WR5	82	11	12	1	4			
WR6	21	15	14	2	2			
TE1	86	11	11	1	1			
TE2	83	6	4	4	1			
TE3	88	5	4	4	2			
DEFENSIVE LINE								
POS.	NO.	WEIGHT	PASS BLOCKING	RUN BLOCKING				
LT	67	288	15	9				
LG	66	335	11	8				
C	65	295	8	8				
RG	72	305	12	7				
RT	70	305	15	13				
T2	75	350	4	6				
B2	62	300	5	5				
B3	60	290	7	7				
SPECIAL TEAMS								
POS.	NO.	DISTANCE	ACCURACY	POS.	NO.	SPEED	AGILITY	HANDS
K	9	13	11	KR	28	11	13	14
P	5	5	12	PKR	21	15	15	14

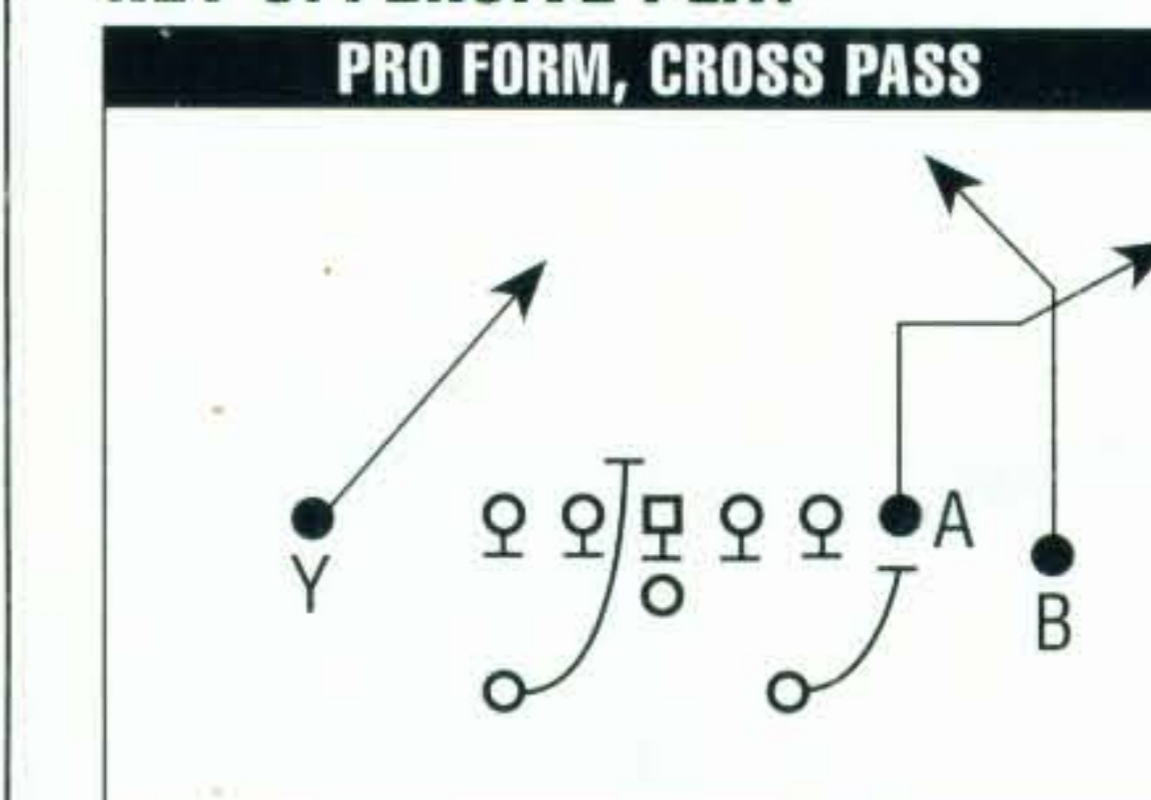
DEFENSIVE LINE								
POS.	NO.	SPEED	TACKLING	AGILITY	PURSUIT			
LE	52	6	4	11	5			
DE1	95	9	7	6	11			
DE2	67	5	6	5	7			
RE	56	7	10	8	12			
DE2	80	6	7	7	5			
DT2	97	6	7	4	7			
LINEBACKERS								
POS.	NO.	SPEED	TACKLING	AGILITY	AWARENESS			
LNLB	50	10	11	12	11			
ILB2	53	8	8	10	6			
ILB	58	10	12	11	14			
ROLB	57	9	7	6	7			
ILB3	48	8	5	9	4			
OLB2	7	8	4	9	3			
OLB3	52	7	4	9	3			
DEFENSIVE BACKS								
POS.	NO.	SPEED	TACKLING	PASS COVERAGE	INTERCEPTIONS			
LCB1	21	15	9	14	14			
LCB2	27	9	8	11	6			
RCB1	44	13	12	12	4			
RCB2	45	13	9	5	7			
FS	25	12	13	13	7			
SS	47	12	12	8	4			
FS2	46	11	11	4	3			
SS2	22	11	8	6	6			
SPECIAL TEAMS								
POS.	NO.	DISTANCE	ACCURACY	POS.	NO.	SPEED	AGILITY	HANDS
K	9	13	11	KR	28	11	13	14
P	5	5	12	PKR	21	15	15	14



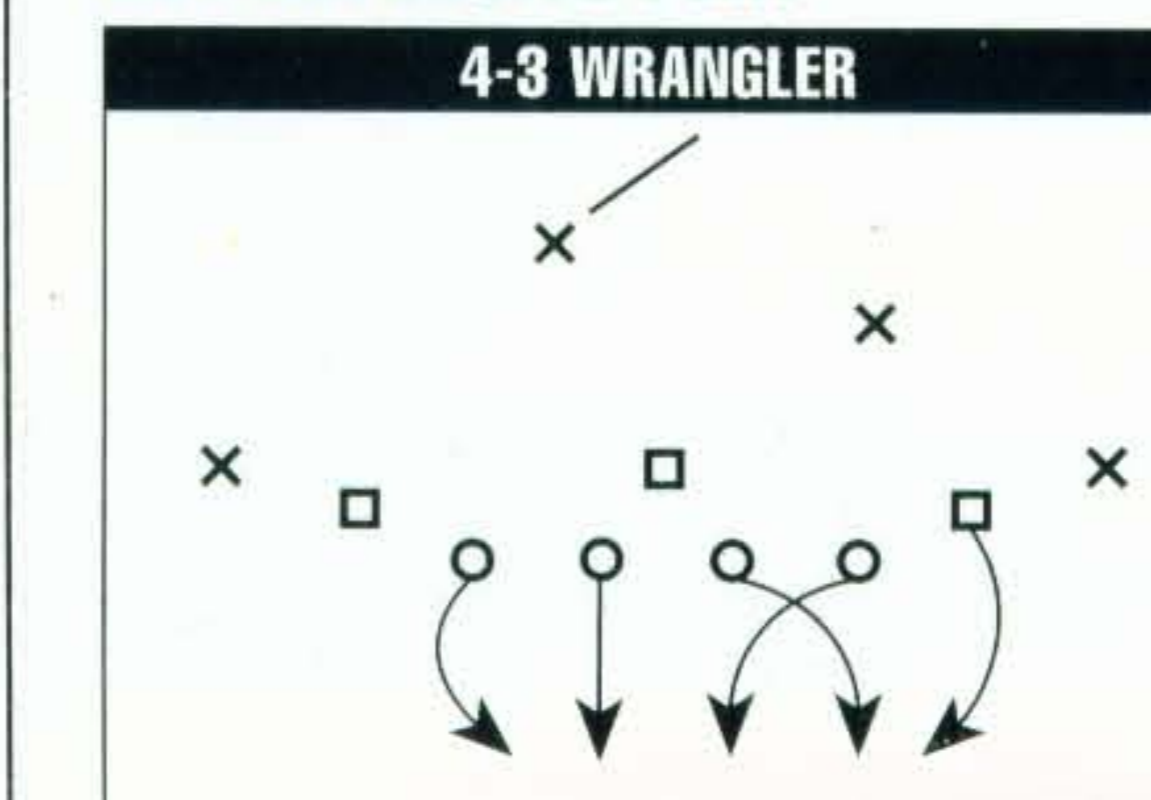
GREEN BAY PACKERS

The Pak is making a switch to a 4-3 defense to feature their two super defensive ends. On offense, their strategy centers around getting the ball to their wide out.

KEY OFFENSIVE PLAY



KEY DEFENSIVE PLAY



NFC CENTRAL PLAYER RATINGS

QUARTERBACKS								
POS.	NO.	SPEED	SCRAMBLING	PASS ACCURACY	PASS RANGE			
QB1	4	5	6	8	12			
QB2	11	3	7	5	9			
QB3	8	3	10	5	11			
RUNNING BACKS								
POS.	NO.	SPEED	AGILITY	BREAK TACKLES	HANDS			
RB1	5	11	12	6	7			
RB2	42	14	5	4	3			
RB3	29	12	10	3	1			
FB	34	8	6	7	6			
FB2	44	7	8	4	5			
RECEIVERS								
POS.	NO.	SPEED	AGILITY	BREAK TACKLES	HANDS			
WR1	84	13	12	6	15			
WR2	87	12	11	2	5			
WR3	88	11	12	2	3			
WR4	85	11	11	1	3			
WR5	81	12	12	3	3			
WR6	82	12	15	2	1			
TE1	40	7	8	5	8			
TE2	89	7	8	5	8			
TE3	86	6	6	6	2			
DEFENSIVE LINE								
POS.	NO.	WEIGHT	PASS BLOCKING	RUN BLOCKING				
LT	75	280	10	11				
LG	67	320	10	10				
C	62	285	8	8				
RG	76	275	11	8				
RT	68	310	10	9				
T2	78	315	7	8				
B2	77	290	6	9				
B3	63	280	7	9				
SPECIAL TEAMS								
POS.	NO.	DISTANCE	ACCURACY	POS.	NO.	SPEED	AGILITY	HANDS
K	13	10	7	KR	87	12	11	8
P	9	8	8	PKR	30	12	13	5

DEFENSIVE LINE				
POS.	NO.			

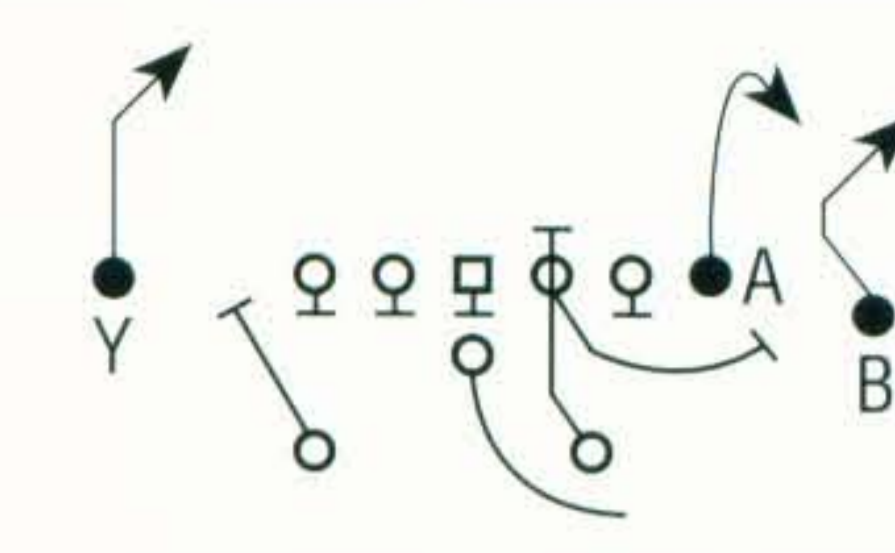


LOS ANGELES RAIDERS

The Raiders' speedy receivers are always looking to make the big play.

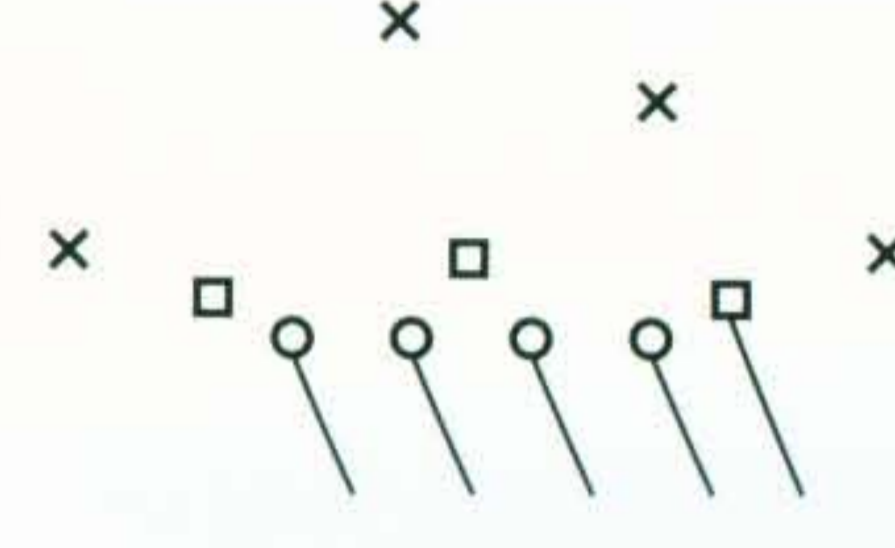
KEY OFFENSIVE PLAY

PRO FORM, ROLL OUT



KEY DEFENSIVE PLAY

4-3 CHEAT RIGHT



AFC WEST PLAYER RATINGS

QUARTERBACKS								
POS.	NO.	SPEED	SCRAMBLING	PASS ACCURACY	PASS RANGE			
QB1	15	8	9	10	11			
QB2	11	9	5	9	9			
QB3	12	5	8	5	6			
RUNNING BACKS								
POS.	NO.	SPEED	AGILITY	BREAK TACKLES	HANDS			
RB1	22	12	11	7	8			
RB2	27	11	12	6	5			
RB3	21	12	11	5	6			
FB	44	8	9	4	4			
FB2	41	9	7	8	4			
RECEIVERS								
POS.	NO.	SPEED	AGILITY	BREAK TACKLES	HANDS			
WR1	84	13	13	2	10			
WR2	82	13	14	2	10			
WR3	86	14	13	2	8			
WR4	89	13	11	3	6			
WR5	83	12	11	3	6			
WR6	80	12	9	4	4			
TE1	87	8	9	7	3			
TE2	84	7	8	7	2			
TE3	88	8	9	9	2			
OFFENSIVE LINE								
POS.	NO.	WEIGHT	PASS BLOCKING	RUN BLOCKING	HANDS			
LT	71	300	11	10	10			
LG	76	295	13	12	11			
C	65	290	10	11	11			
RG	66	319	11	11	11			
RT	68	295	8	10	10			
TE	79	295	11	9	10			
OT	76	305	8	10	10			
OT2	67	295	12	9	9			
DEFENSIVE LINE								
POS.	NO.	SPEED	TACKLING	AGILITY	PURSUIT			
LE	93	6	11	10	9			
DE1	91	3	10	5	6			
DE2	94	4	11	7	8			
DE3	74	4	11	7	8			
DE4	56	6	9	7	6			
DT2	97	3	10	5	5			
LINEBACKERS								
POS.	NO.	SPEED	TACKLING	AGILITY	AWARENESS			
LOLB	51	8	11	8	8			
ILB2	45	9	10	11	11			
ILB	54	8	11	9	8			
ROLB	50	10	13	12	13			
ILB3	57	9	8	8	10			
OLB2	53	8	12	10	7			
OLB3	52	9	10	11	11			
DEFENSIVE BACKS								
POS.	NO.	SPEED	TACKLING	PASS COVERAGE	INTERCEPTIONS			
LCB1	36	15	12	13	10			
LCB2	46	13	10	9	7			
RCB1	24	13	11	12	7			
RCB2	48	12	10	12	6			
FS	33	10	13	5	6			
SS	20	11	9	11	8			
FS2	29	13	10	4	7			
SS2	31	12	9	9	5			
SPECIAL TEAMS								
POS.	NO.	DISTANCE	ACCURACY	POS.	NO.	SPEED	AGILITY	HANDS
K	1	10	10	KR	86	14	13	13
P	1	11	10	KR2	81	14	13	13
				PR	81	14	13	13

MADDEN NFL 95

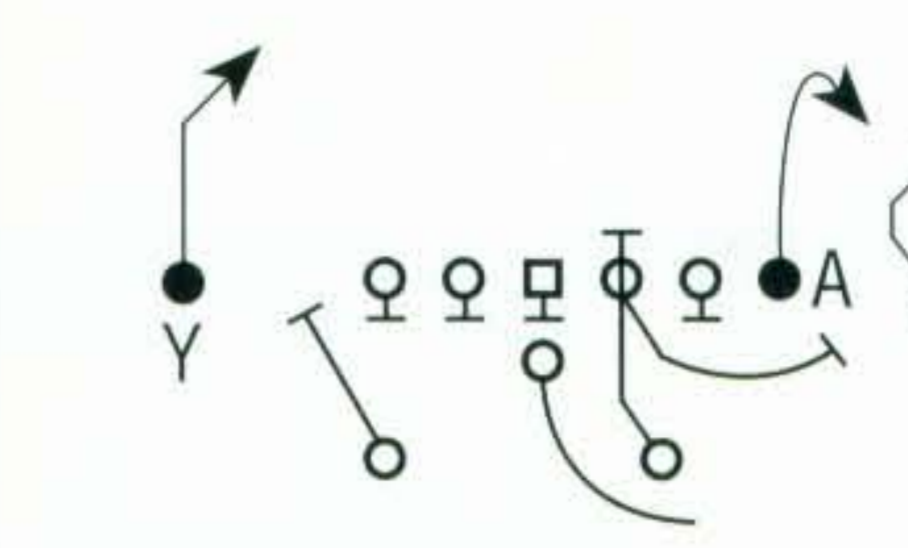


SEATTLE SEAHAWKS

With a cast of young stars, Seattle is a team on the rise.

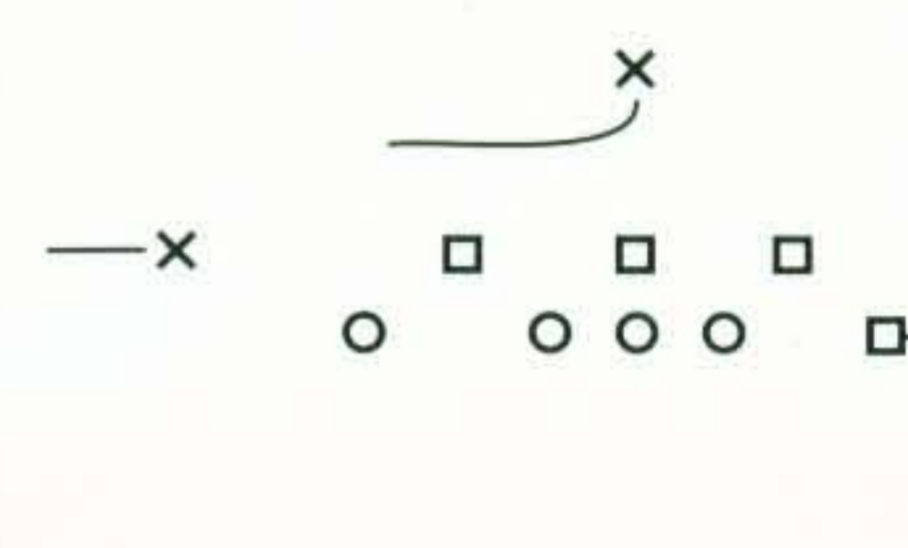
KEY OFFENSIVE PLAY

PRO FORM, ROLL OUT



KEY DEFENSIVE PLAY

GOAL LINE 53 SEAHAWK



AFC WEST PLAYER RATINGS

QUARTERBACKS								
POS.	NO.	SPEED	SCRAMBLING	PASS ACCURACY	PASS RANGE			
QB1	3	4	5	6	9			
QB2	10	4	5	6	9			
QB3	7	6	4	3	10			
RUNNING BACKS								
POS.	NO.	SPEED	AGILITY	BREAK TACKLES	HANDS			
RB1	49	12	12	5	9			
RB2	22	11	12	7	4			
RB3	36	10	11	6	7			
FB	35	8	7	9	6			
FB2	43	7	8	6	5			
RECEIVERS								
POS.	NO.	SPEED	AGILITY	BREAK TACKLES	HANDS			
WR1	84	13	12	3	10			
WR2	89	12	10	4	12			
WR3	85	11	9	3	7			
WR4	86	10	10	2	7			
WR5	81	14	12	2	6			
WR6	88	12	13	3	4			
TE1	87	8	7	8	4			
TE2	87	9	8	7	5			
TE3	48	8	7	4	7			
OFFENSIVE LINE								
POS.	NO.	WEIGHT	PASS BLOCKING	RUN BLOCKING	HANDS			
LT	73	304	10	10	10			
LG	59	296	9	9	9			
C	53	300	11	10	10			
RG	76	306	8	8	8			
RT	75	335	9	11	11			
TE	78	292	7	10	10			
OT	69	315	5	9	9			
OT2	52	288	6	9	9			
DEFENSIVE LINE								
POS.	NO.	SPEED	TACKLING	AGILITY	PURSUIT			
LE	70	6	11	10	10			
DE1	98	5	11	8	8			
DE2	10	4	10	8	8			
DE3	96	6	12	8	13			
DE4	93	5	9	10	9			
DE5	99	4	8	8	7			
DT2	72	4	9	5	10			
LINEBACKERS								
POS.	NO.	SPEED	TACKLING	AGILITY	AWARENESS			
LOLB	90	9	11	10	10			
ILB2	58	9	9	7	8			
ILB	94	9	12	10	12			
ROLB	51	10	9	11	8			
OLB2	49	6	7	9	10			
OLB3	95	7	6	8	9			
DEFENSIVE BACKS								
POS.	NO.	SPEED	TACKLING	PASS COVERAGE	INTERCEPTIONS			
LCB1	39	12	9	9	4			
LCB2	29	12	9	7	3			
RCB1	26	13	10	11	8			
RCB2	27	12	9	8	7			
FS	41	13	12	13	11			
SS	25	11	12	11	6			
FS2	44	10	10	8	7			
SS2	21	11	9	6	7			
SPECIAL TEAMS								
POS.	NO.	DISTANCE	ACCURACY	POS.	NO.	SPEED	AGILITY	HANDS
K	4	10	10	KR	81	12	12	12
P	14	11	8	KR2	89	12	12	12
				PR	84	12	10	10

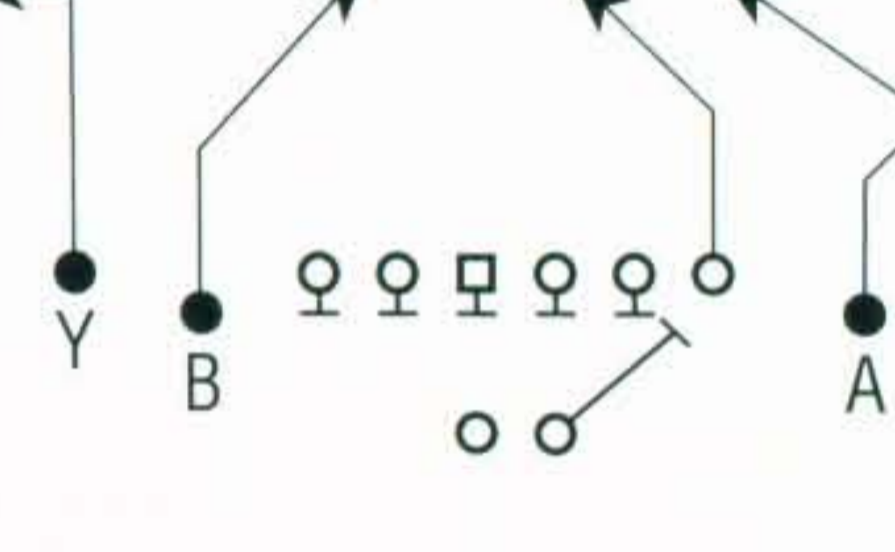


MIAMI DOLPHINS

With one of the best quarterbacks in the NFL back from injury, the Dolphin passing attack is one of the best.

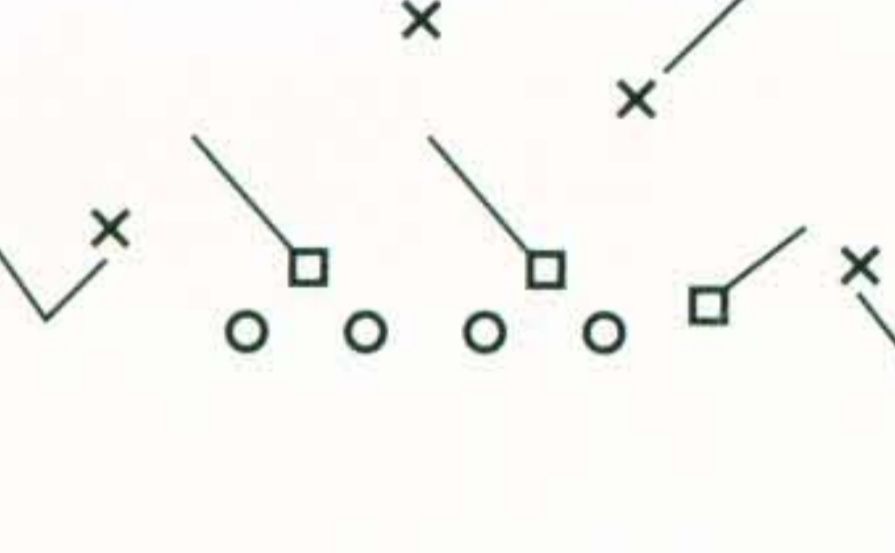
KEY OFFENSIVE PLAY

SHOTGUN, SHORT POSTS



KEY DEFENSIVE PLAY

4-3 DBL TALON ZONE



AFC EAST PLAYER RATINGS

QUARTERBACKS								
POS.	NO.	SPEED	SCRAMBLING	PASS ACCURACY	PASS RANGE			
QB1	13	5	4	12	13			
QB2	19	5	5	9	10			
QB3	11	7	7	5	6			
RUNNING BACKS								
POS.	NO.	SPEED	AGILITY	BREAK TACKLES	HANDS			
RB1	43	10	11	6	9			
RB2	21	11	10	7	4			
RB3	30	9	16	5	3			
WR3	41	20	12	8	8			
FB	22	8	5	5	3			
RECEIVERS								
POS.	NO.	SPEED	AGILITY	BREAK TACKLES	HANDS			
WR1	82	13	14	2	10			
WR2	80	12	13	4	9			
WR3	81	13	13	4	9			
WR4	86	11	10	3	6			
WR5	87	14	12	2	5			
WR6	88	12	11	6	5			
TE1	88	9	10	8	9			
TE2	84	8	9	5	8			
TE3	85	8	6	4	4			
OFFENSIVE LINE								
POS.	NO.	WEIGHT	PASS BLOCKING	RUN BLOCKING	HANDS			
LT	78	302	13	14	14			
LG	69	303	14	13	9			
C	65	290	12	12	11			
RG	60	290	9	8	8			
RT	73	293	8	9	9			
TE	74	296	11	9	10			
OT	67	295	5	9	9			
OT2	61	286	10	8	8			
DEFENSIVE LINE								
POS.	NO.	SPEED	TACKLING	AGILITY	PURSUIT			
LE	91	6	11	9	12			
DE1	79	4	9	5	9			
DE2	99	2	10	4	3			
DE3	90	5	10	8	11			
DE4	72	4	9	8	9			
DE5	95	3	8	6	7			
LINEBACKERS								
POS.	NO.	SPEED	TACKLING	AGILITY	AWARENESS			
LOLB	51	8	10	8	8			
ILB2	50	8	11	8	8			
ILB	56	8	11	9	10			
ROLB	54	10	13	12	9			
ILB3	54	9	9	8	8			
OLB2	53	9	11	11	8			
OLB3	58	9	9	7	6			
DEFENSIVE BACKS								
POS.	NO.	SPEED	TACKLING	PASS COVERAGE	INTERCEPTIONS			
LCB1	23	12	10	11	14			
LCB2	47	10	8	5	8			
RCB1	37	14	12	13	5			
RCB2	24	13	9	10	7			
FS	28	12	9	12	7			
SS	35	10	13	9	4			
FS2	42	10	10	5	5			
SS2	26	11	11	7	7			
SPECIAL TEAMS								
POS.	NO.	DISTANCE	ACCURACY	POS.	NO.	SPEED	AGILITY	HANDS
K	10	15	14	KR	81	13	13	13
P	9	6	8	KR2	87	14	13	13
				PR	81	13	13	13

TEAM PROFILES

Weight ratings in software correspond to actual weights in poster.



Nintendo, Super Nintendo Entertainment System, and the Official Seal are registered trademarks of Nintendo of America Inc. ©1991 Nintendo of America Inc. Team names, logos and helmet designs are registered trademarks of the NFL and its Member Clubs. Super Bowl is a registered trademark of, and the NFL shield logo and Team NFL logo are trademarks of the NFL. EA SPORTS and the EA SPORTS logo are trademarks of Electronic Arts. ©1994 Electronic Arts.

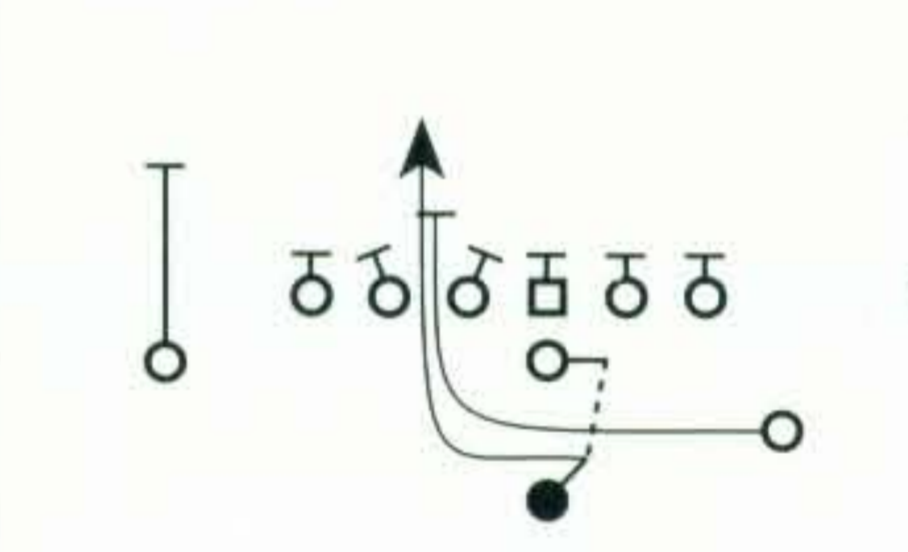


SAN DIEGO CHARGERS

With the loss of their star runner and receiver, the pressure is on San Diego's defense to win games.

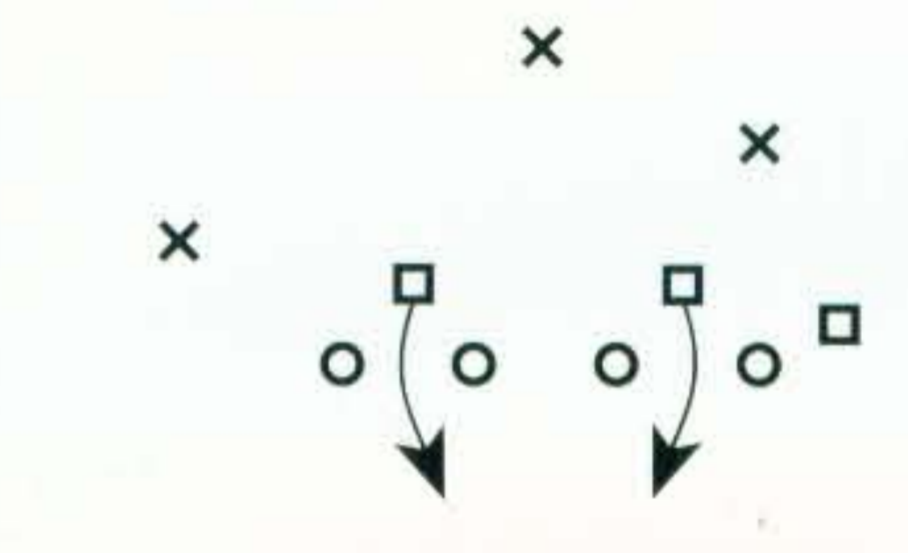
KEY OFFENSIVE PLAY

SINGLE BK, HB COUNTER



KEY DEFENSIVE PLAY

4-3 DBL TALON STRIKE



AFC WEST PLAYER RATINGS

QUARTERBACKS					
POS.	NO.	SPEED	SCRAMBLING	PASS ACCURACY	PASS RANGE
QB1	12	7	8	10	11
QB2					